



# MILAD-E-SHERIEF MEMORIAL COLLEGE

**Accredited by NAAC with 'B' Grade**

**KAYAMKULAM-690502**

**KERALA STATE- SOUTH INDIA**

**(A Minority Community Educational Institution)**

**Affiliated to the University of Kerala**

**Web site: [www.msmcollege.in](http://www.msmcollege.in), E-mail: [msmcollege@rediffmail.com](mailto:msmcollege@rediffmail.com)**

**Fax: 0479-2445594, Tel. No: 0479-2442111**



**CRITERION 2.7.1 AQAR 2020-2021  
STUDENT SATISFACTION SURVEY**

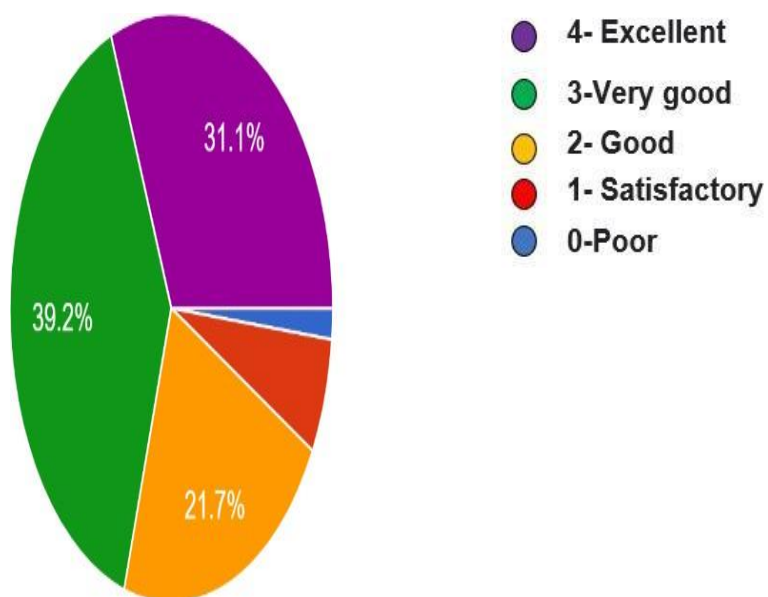
# Student Satisfaction Survey during the year 2020-2021

## 1. General Academic Atmosphere during Covid Period

Choice Number/ Remark	Students Given Responses
4- Excellent	201
3- Very good	253.2
2- Good	140
1- Satisfactory	41.8
0- Poor	10

### Student Given Response

646 responses

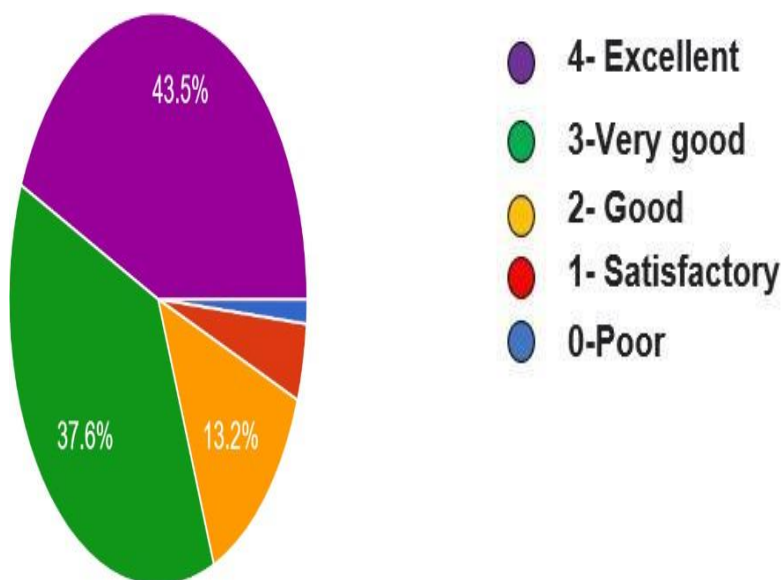


## 2. Teacher guidance in academic activities during covid Period

Choice Number/Remark	Students Given Response
4 – Excellent	281
3 – Very good	243
2 – Good	85
1 – Satisfactory	32
0 – Poor	5

### Student Given Response

646 responses

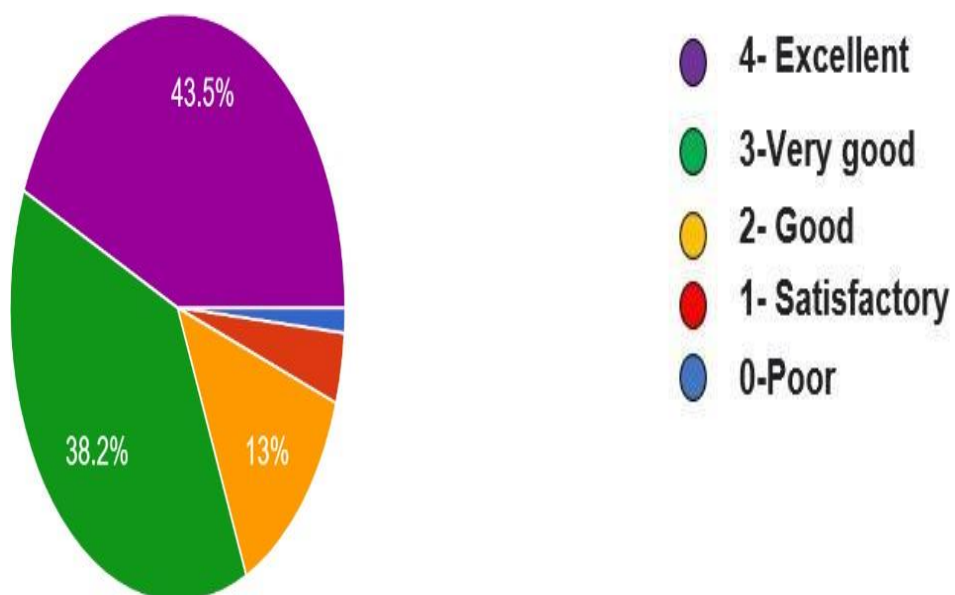


### 3. Accuracy & correctness of evaluation in internal assessment

Choice Number/ Remark	Students Given Responses
4- Excellent	281
3- Very good	247
2- Good	84
1- Satisfactory	29
0- Poor	5

#### Student Given Response

646 responses

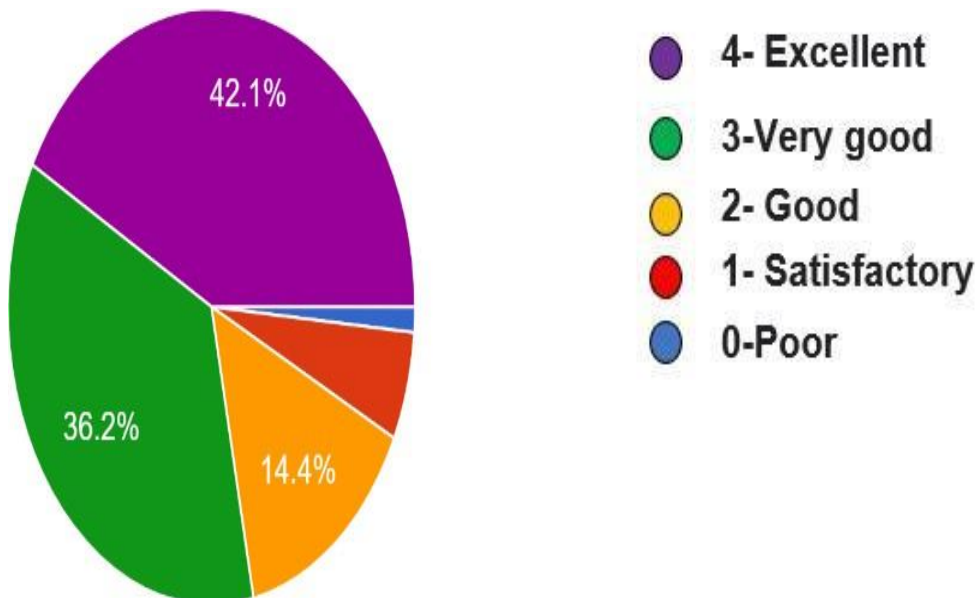


#### 4. Opportunity for student participation in class

Choice Number/ Remark	Students Given Responses
4- Excellent	272
3- Very good	234
2- Good	93
1- Satisfactory	42
0-Poor	5

#### Student Given Response

646 responses



## 5. Present syllabus

Choice Number/ Remark	Students Given Responses
4 - Excellent	228
3 – Very good	255
2 – Good	114
1 – Satisfactory	39
0 – Poor	10

### Student Given Response

646 responses

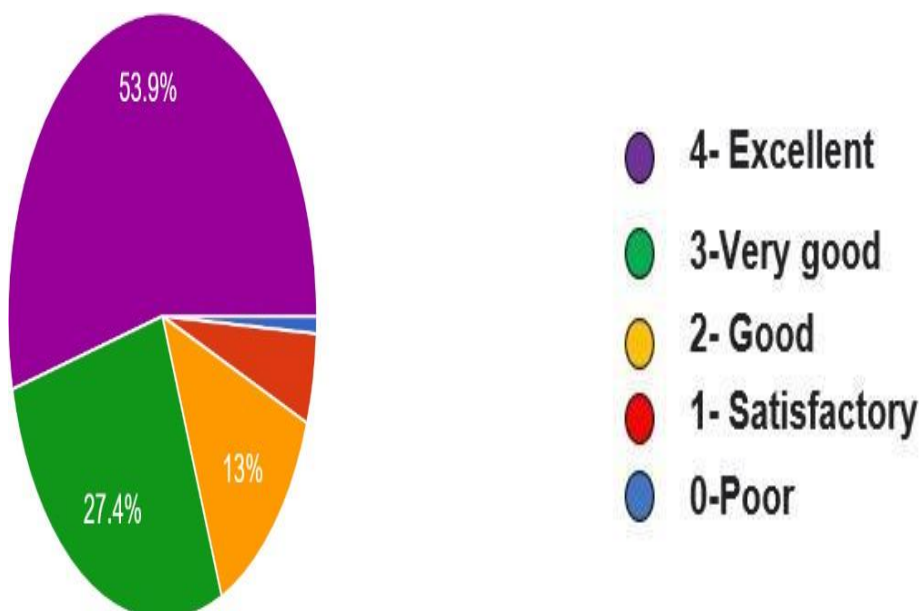


## 6. Library facilities

Choice Number/ Remark	Students Given Responses
4- Excellent	348
3- Very good	177
2- Good	84
1- Satisfactory	34
0-Poor	3

### Student Given Response

646 responses

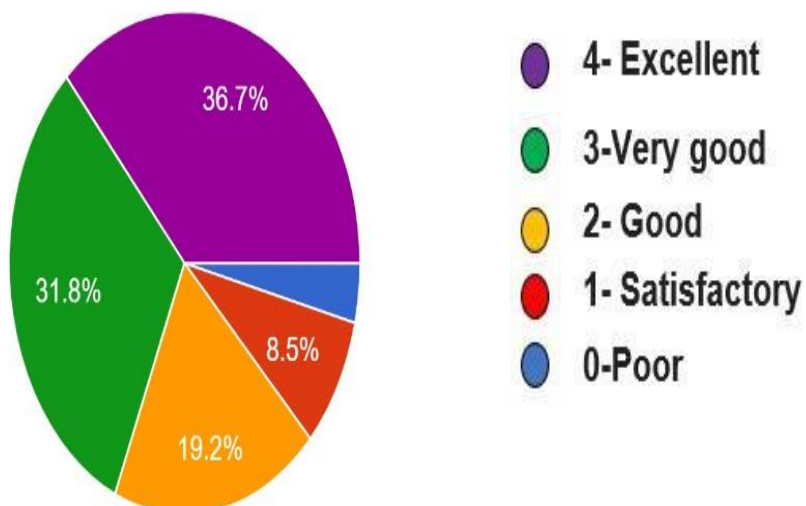


## 7. Laboratory facilities (Laboratory, Computer lab, Language lab)

Choice Number/ Remark	Students Given Responses
4- Excellent	237
3- Very good	205
2- Good	124
1- Satisfactory	55
0-Poor	25

### Student Given Responses

646 responses



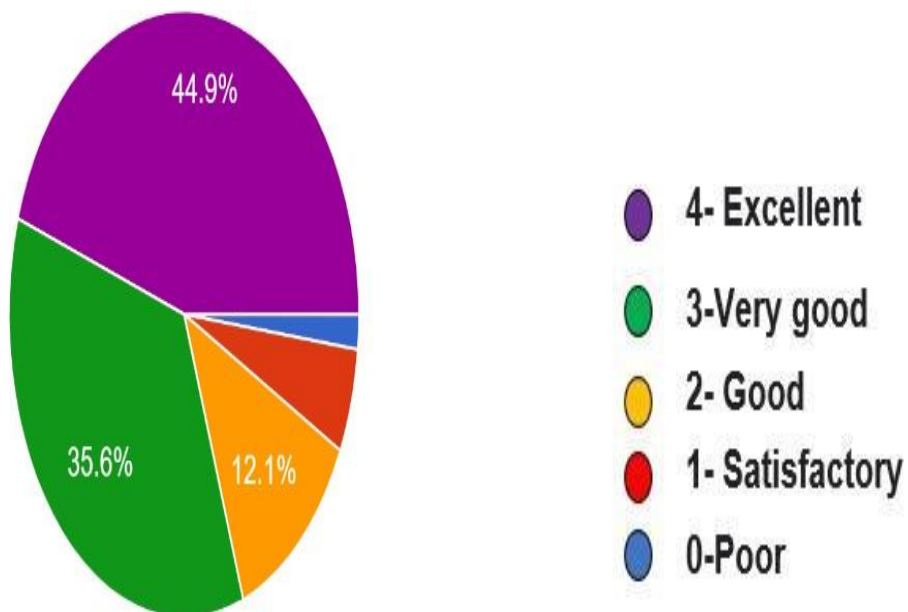


## 8. Course work preparation of teachers

Choice Number/ Remark	Students Given Responses
4- Excellent	290
3- Very good	230
2- Good	78
1- Satisfactory	43
0-Poor	5

### Student Given Response

646 responses

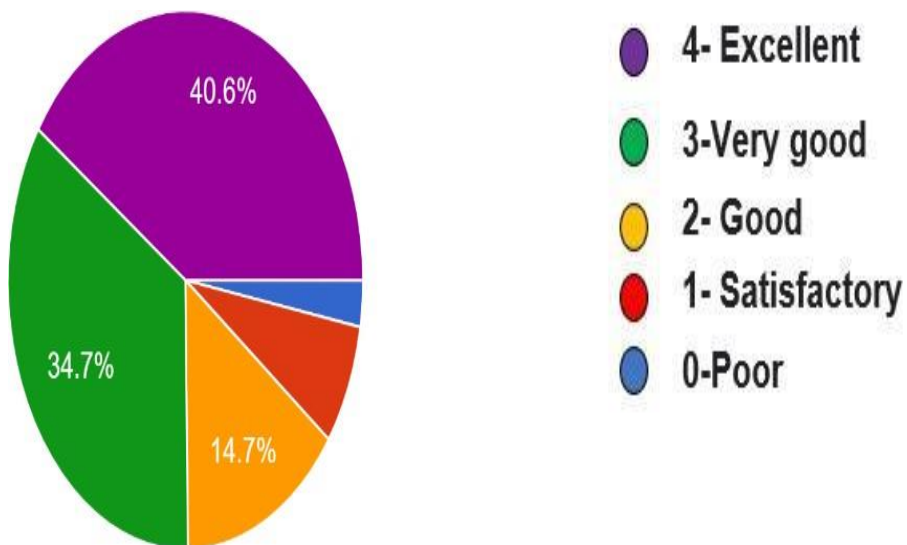


### 9. Teacher participation in co-curricular activities

Choice Number/ Remark	Students Given Responses
4- Excellent	262
3- Very good	224
2- Good	95
1- Satisfactory	55
0-Poor	10

#### Student Given Response

646 responses

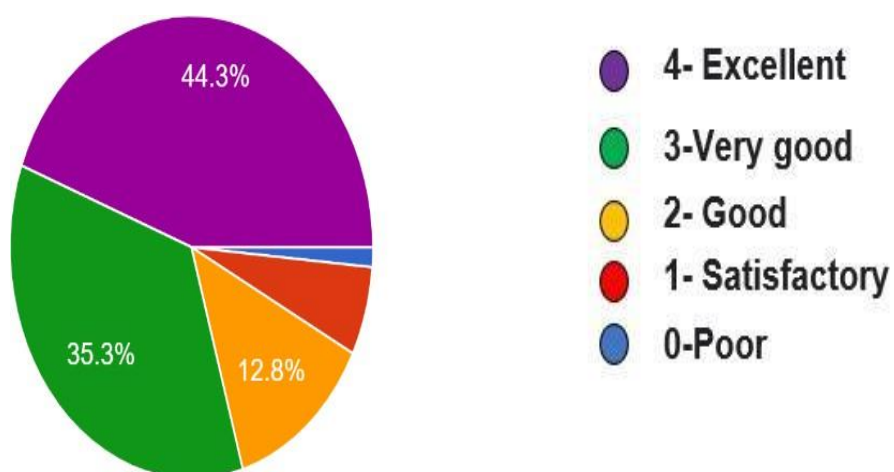


## 10 Capacity of teachers to relate the knowledge to real world situations

Choice Number/ Remark	Students Given Responses
4- Excellent	286
3- Very good	228
2- Good	83
1- Satisfactory	46
0-Poor	3

### Student Given Response

646 responses

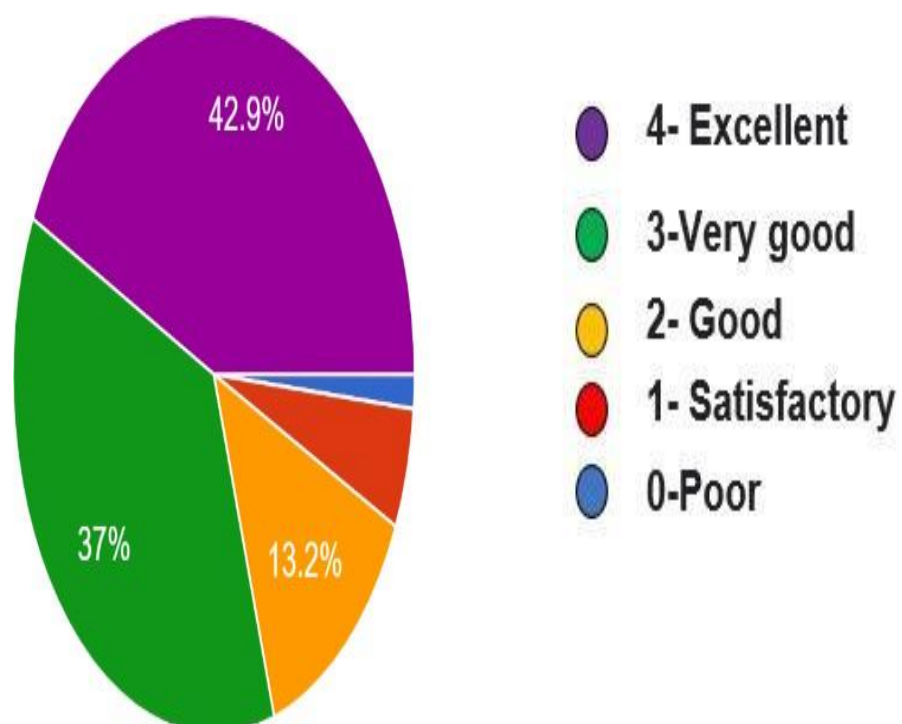


### 11. Accessibility of teachers during and after class hours

Choice Number/ Remark	Students Given Responses
4- Excellent	277
3- Very good	239
2- Good	85
1- Satisfactory	40
0-Poor	5

#### Student Given Response

646 responses

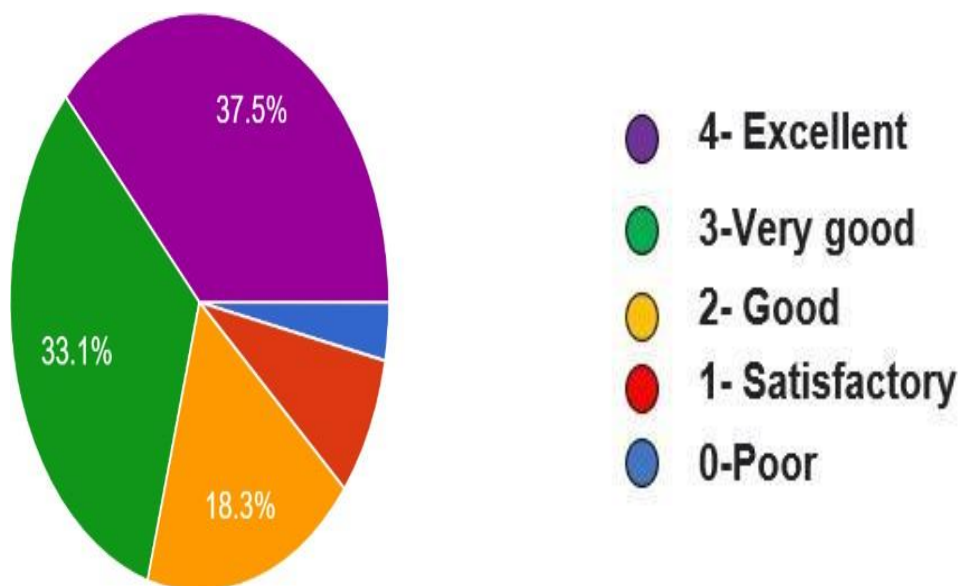


## 12. Encouragement received in extracurricular activities

Choice Number/ Remark	Students Given Responses
4- Excellent	242
3- Very good	214
2- Good	118
1- Satisfactory	62
0-Poor	10

### Student Given Response

646 responses

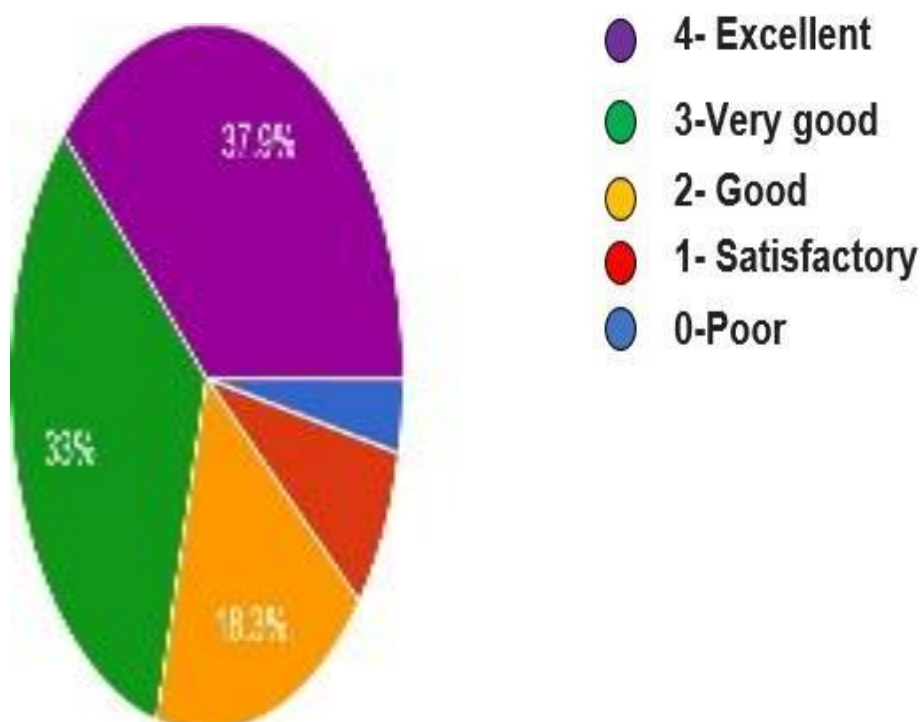


### 13. Opportunities in the Physical Education Department

Choice Number/ Remark	Students Given Responses
4- Excellent	245
3- Very good	213
2- Good	118
1- Satisfactory	60
0-Poor	10

#### Student Given Response

646 responses

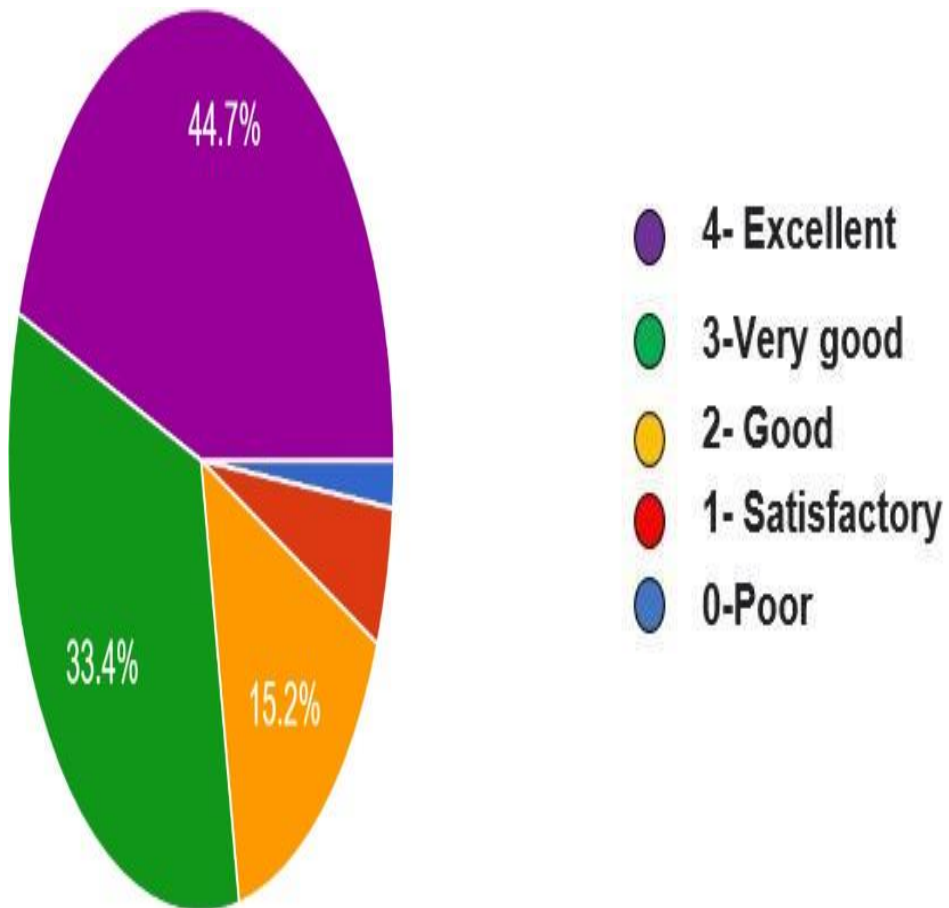


#### 14. Participation of students in college union activities

Choice Number/ Remark	Students Given Responses
4- Excellent	289
3- Very good	216
2- Good	98
1- Satisfactory	38
0-Poor	5

#### Student Given Response

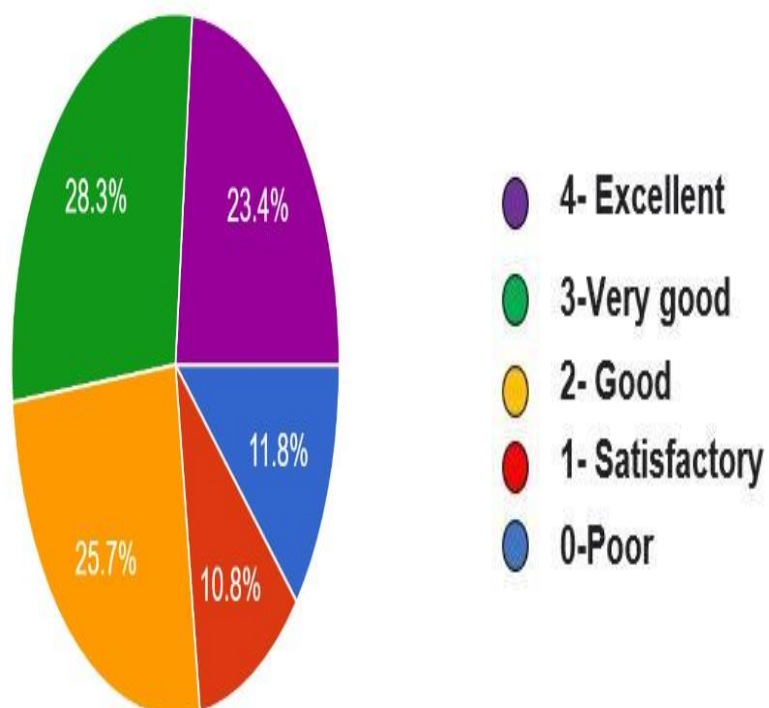
646 responses



**15. Availability of teaching aids like OHP, DLP, LCD projector, etc in the department**

Choice Number/ Remark	Students Given Responses
4- Excellent	151
3- Very good	183
2- Good	166
1- Satisfactory	70
0-Poor	76

**Student Given Response**  
646 responses



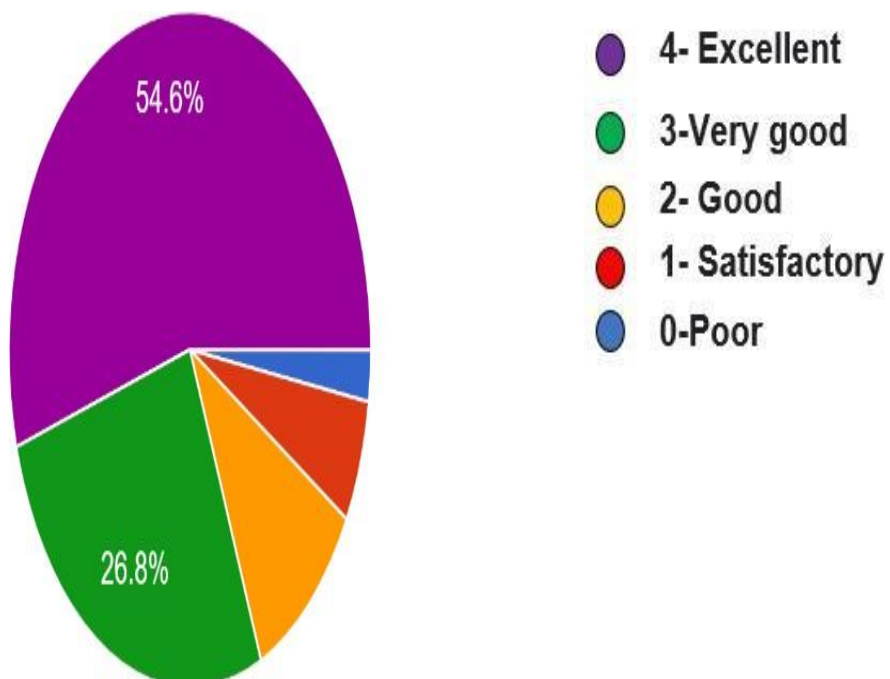


## 16. Teacher- student relationship

Choice Number/ Remark	Students Given Responses
4- Excellent	353
3- Very good	173
2- Good	38
1- Satisfactory	72
0-Poor	10

### Student Given Response

646sponses

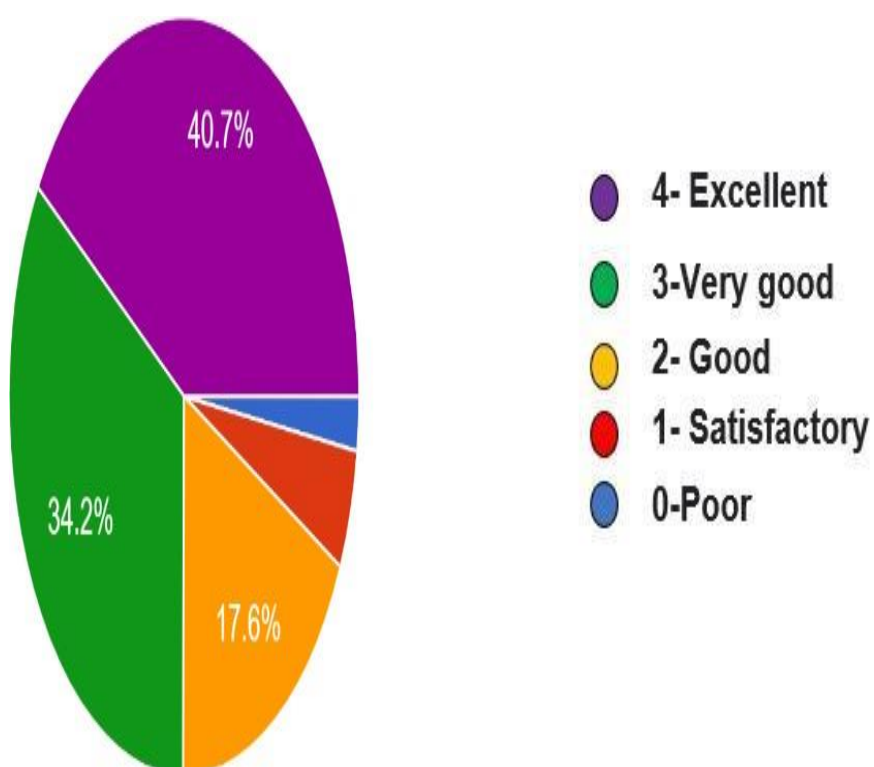


## 17. Helpfulness of Lab/Library Staff

Choice Number/ Remark	Students Given Responses
4- Excellent	263
3- Very good	221
2- Good	114
1- Satisfactory	40
0-Poor	8

### Student Given Response

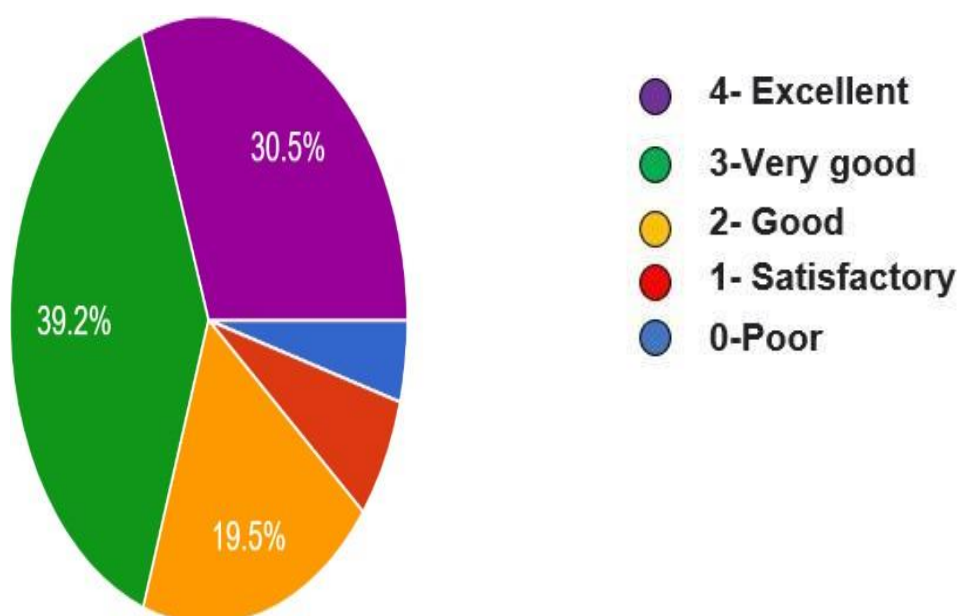
646 responses



### 18. Opinion regarding the functioning of college office

Choice Number/ Remark	Students Given Responses
4- Excellent	197
3- Very good	253
2- Good	126
1- Satisfactory	52
0-Poor	18

**Student Given Response**  
646 responses

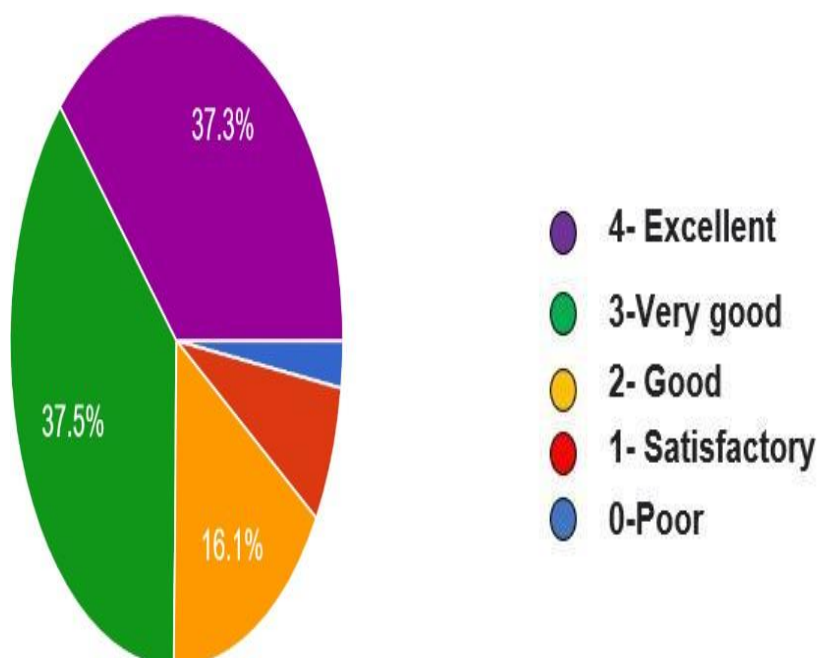


**19. Chance for doing project works relating to environment, women's issue, etc in the department**

Choice Number/ Remark	Students Given Responses
4- Excellent	241
3- Very good	242
2- Good	104
1- Satisfactory	54
0-Poor	5

**Student Given Response**

646 responses

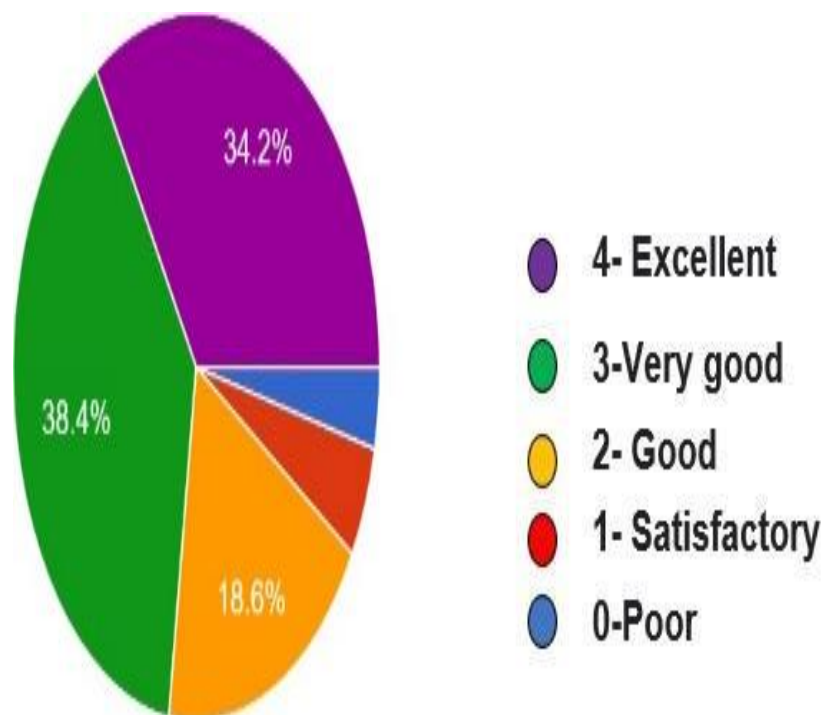


**20. Your chances of getting admission to higher studies in the same discipline**

Choice Number/ Remark	Students Given Responses
4- Excellent	221
3- Very good	248
2- Good	120
1- Satisfactory	37
0-Poor	20

**Student Given Response**

646 responses

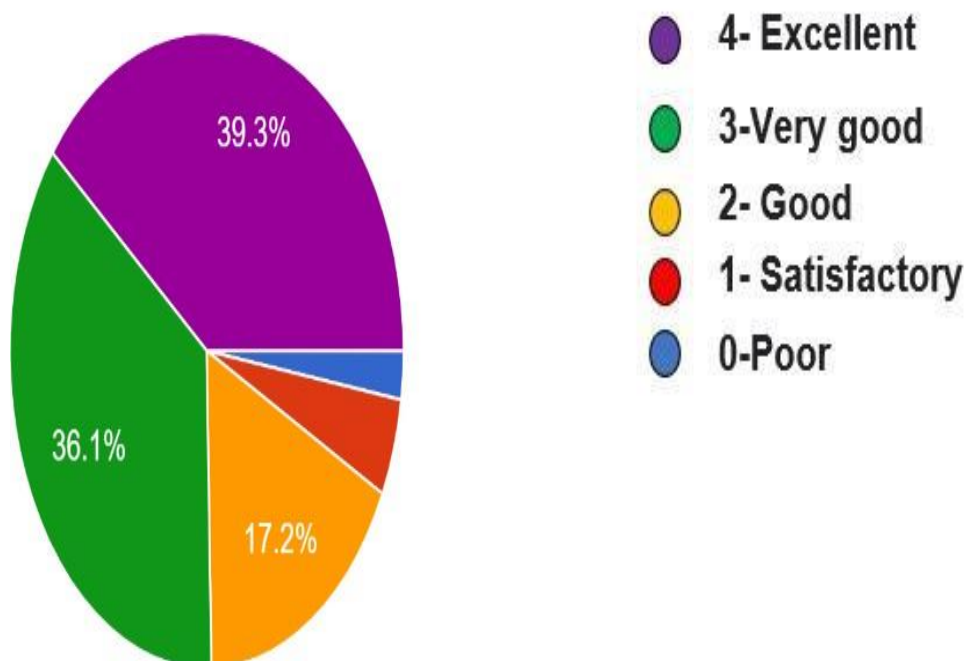


## 21. Conduct of invited lectures/seminars, etc in the department

Choice Number/ Remark	Students Given Responses
4- Excellent	254
3- Very good	233
2- Good	111
1- Satisfactory	41
0-Poor	7

### Student Given Responses

646 responses

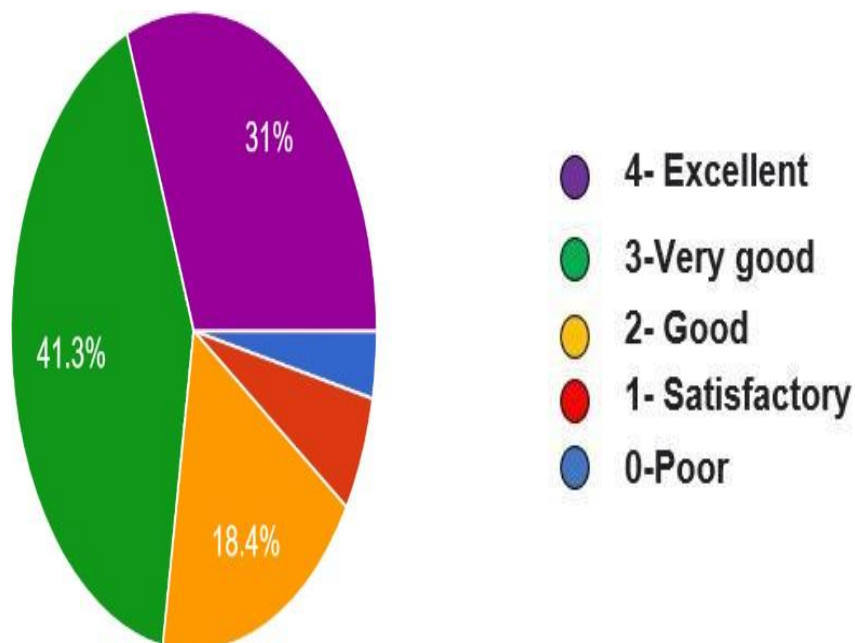


**22. The institution makes effort to engage students in monitoring, review and continuous quality improvement of the teaching learning process**

Choice Number/ Remark	Students Given Responses
4- Excellent	200
3- Very good	267
2- Good	119
1- Satisfactory	40
0-Poor	20

**Student Given Response**

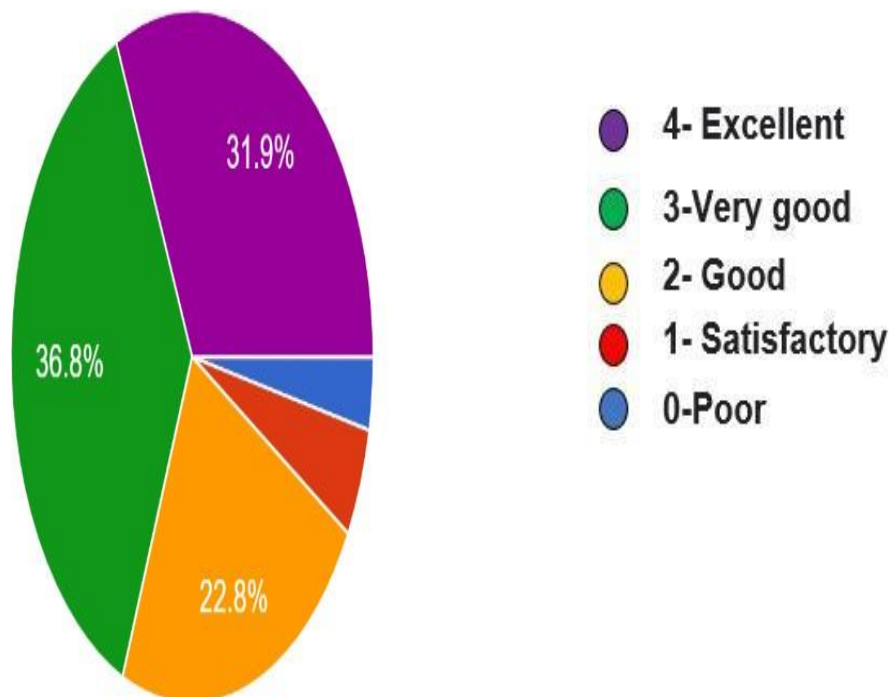
646 responses



**The teaching and mentoring process in college facilitates students incognitive, social and emotional growth**

Choice Number/ Remark	Students Given Responses
4- Excellent	206
3- Very good	238
2- Good	147
1- Satisfactory	35
0-Poor	20

**Student Given Response**  
646 responses

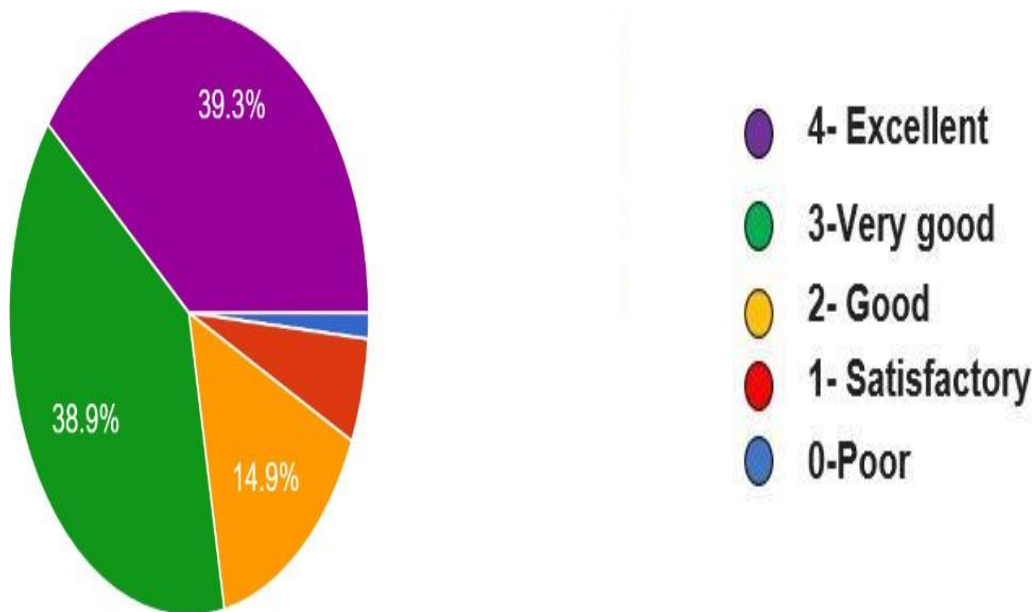




**23. Your option regarding the overall performance of the department**

Choice Number/ Remark	Students Given Responses
4- Excellent	254
3- Very good	251
2- Good	96
1- Satisfactory	42
0-Poor	3

**Students Given Response : 646 responses**

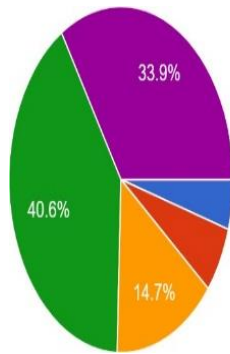


**24. How much would you recommend this institution to other students**

Choice Number/ Remark	Students Given Responses
4- Excellent	219
3- Very good	262
2- Good	95
1- Satisfactory	50
0-Poor	20

**Student Given Response**

646 responses



- 4- Excellent
- 3-Very good
- 2- Good
- 1- Satisfactory
- 0-Poor

Digitally signed by MUHAMMED  
THAHA A  
Date: 2024.02.12 11:48:53 +05'30'

**MUHAMMED  
THAHA A**  
Principal